



# Make It Yours® Tables

Choose from an assortment of tables in metal, wood, stone and upholstered styles. Then, select a glass, wood or stone top in multiple shapes and sizes to coordinate with your base. Add a personalized finish to select styles, along with an optional custom embellishment if desired. Personalize your table — *make it yours.*

## 1 CHOOSE your TABLE BASE. Available top options are listed with each style.

**METAL, WOOD AND STONE BASES** \*Rectangle Wood or Glass Tops require two bases.



**WALLACE**  
P718B Dining Table Base  
W 24 D 24 H 29  
Satin Brass Metal

*Top Options*  
Round Glass or Wood: 54, 60, 72  
Round Stone: 54, 60  
Square Glass: 54  
\*Rectangle Wood or Glass



**STAFFORD**  
P721B-SB Dining Table Base  
W 28 D 28 H 29  
Silver Travertine with Satin Brass Metal Frame

*Top Options*  
Round Glass or Wood: 54, 60, 72  
Round Stone: 54, 60  
Square Glass: 54



**WATKINS**  
P726B Dining Table Base  
W 28 D 28 H 29.5  
French Brass Metal

*Top Options*  
Round Glass or Wood: 54, 60, 72  
Round Stone: 54, 60  
\*Rectangle Wood or Glass



**ALVIN**  
W739B Dining Table Base  
W 25 D 25 H 29.5  
Metal Base  
French Metal

⚡ *Personalized Finishes Available*  
*Top Options*  
Round Glass, Wood or Stone: 48, 54, 60  
Square Glass: 54  
\*Rectangle Wood or Glass



**WILLOW**  
P752B Dining Table Base  
W 30 D 30 H 29  
Resin with Metal Base Plate in Powdered Bronze or Powdered Brass

Antique Silver  
⚡ *Personalized Finishes Available*  
Std. Paint or Metallic Paint  
MIY Paint  
Premium Leaf  
*Top Options*  
Round Glass: 54, 60, 72  
Square Glass: 54  
\*Rectangle Glass

## UPHOLSTERED BASES



**SEXTON**  
P763B Dining Table Base  
W 28 D 28 H 29  
Wood Base with Brass Metal Accents  
⚡ *Personalized Finishes Available (Wood)*

Std. Paint or Metallic Paint  
MIY Paint  
Premium Leaf  
*Top Options*  
Round Glass: 54, 60, 72  
Square Glass: 54  
\*Rectangle Glass



**HAWORTH**  
P766B-PB Dining Table Base  
W 30.75 D 30.75 H 29  
Powdered Brass Metal Base  
⚡ *Personalized Finishes Available*

*Top Options*  
Round Glass, Wood or Stone: 54, 60  
Square Glass: 54  
\*Rectangle Wood or Glass



**HAWORTH**  
P766B-PZ Dining Table Base  
W 30.75 D 30.75 H 29  
Powdered Bronze Metal Base  
⚡ *Personalized Finishes Available*

*Top Options*  
Round Glass, Wood or Stone: 54, 60  
Square Glass: 54  
\*Rectangle Wood or Glass



**YATES**  
V117-BT Fabric/L117-BT Leather Upholstered Bistro Table Base  
W 26 D 26 H 41  
Nail Trim: standard #9

*Top Options*  
Round Glass: 42, 48  
\*Rectangle Glass



**YATES**  
V117-T Fabric/L117-T Leather Upholstered Dining Table Base  
W 32 D 32 H 29  
Nail Trim: standard #9

*Top Options*  
Round Glass: 54, 60  
\*Rectangle Wood or Glass

## UPHOLSTERED TABLES



**TATE**  
V118-GT Fabric/L118-GT Leather Upholstered Game Table  
W 41.5 D 41.5 H 30  
Nail Trim: standard #9

Ferrules: Brushed Nickel, Bronze or Polished Nickel  
*Top Included*  
G118-GT 41.5" Square Glass (1/4" thick with bevel)



**TATE**  
V118-T Fabric/L118-T Leather Upholstered Table  
W 80 D 40 H 30  
Nail Trim: standard #9

Ferrules: Brushed Nickel, Bronze or Polished Nickel  
*Optional Top Available*  
G118T 80"x40" Rectangle Glass (3/8" thick with bevel)



**BINGHAM**  
V126-GT Fabric/L126-GT Leather Upholstered Game Table  
W 41.5 D 41.5 H 30  
Nail Trim: standard #9

*Top Included*  
G126-GT 41.5" Square Glass (1/4" thick with bevel)



**BINGHAM**  
V126-T Fabric/L126-T Leather Upholstered Dining Table  
W 80 D 40 H 30.5  
Nail Trim: standard #9

*Optional Top Available*  
G126-T 80"x40" Rectangle Glass (3/8" thick with bevel)

## 2 CHOOSE your TABLE TOP. Refer to tables in Step 1 for the top options that will work with each style. All tops have a flat edge .

### GLASS TOPS




**Round 42"**

Ⓞ **42:** GF42x3/4  
3/4" Flat Edge  
104 pounds



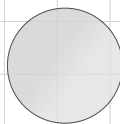
**Round 48"**

Ⓞ **48:** GF48x3/4  
3/4" Flat Edge  
112 pounds



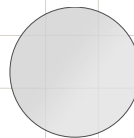
**Round 54"**

Ⓞ **54:** GF54x3/4  
3/4" Flat Edge  
118 pounds



**Round 60"**

Ⓞ **60:** GF60x3/4  
3/4" Flat Edge  
160 pounds



**Round 72"**

Ⓞ **72:** GF72x3/4  
3/4" Flat Edge  
260 pounds



**Square 54"**


Ⓞ **54x54:** GF54SQGL  
1/2" Flat Edge  
145 pounds



**Rectangle\* 80" x 46"**

Ⓞ **80x46:** GL-80x46  
1/2" Flat Edge  
200 pounds

## Make It Yours Tables

**WOOD TOPS** (Ash Smooth)  Personalized Finishes Available



**Round 40"**

**Ash Smooth**  
 © 40: FE-40  
 2" Flat Edge  
 35 pounds

Std. Stain or Paint  
 Std. Metallic Paint  
 MIY Paint or Artisan  
 Premium Leaf



**Round 48"**

**Ash Smooth**  
 © 48: FE-48  
 2" Flat Edge  
 45 pounds

Std. Stain or Paint  
 Std. Metallic Paint  
 MIY Paint or Artisan  
 Premium Leaf



**Round 54"**

**Ash Smooth**  
 © 54: FE-54  
 2" Flat Edge  
 56 pounds

Std. Stain or Paint  
 Std. Metallic Paint  
 MIY Paint or Artisan  
 Premium Leaf



**Round 60"**

**Ash Smooth**  
 © 60: FE-60  
 2" Flat Edge  
 76 pounds

Std. Stain or Paint  
 Std. Metallic Paint  
 MIY Paint or Artisan  
 Premium Leaf



**Round 72"**

**Ash Smooth**  
 © 72: FE-72  
 2" Flat Edge  
 285 pounds

Std. Stain or Paint  
 Std. Metallic Paint  
 MIY Paint or Artisan  
 Premium Leaf



**Rectangle\***  
**W 84-128" x D 48"**  
 Includes two 22" extensions

**Ash Smooth**  
 [RC] 84x48: FE 84-128  
 2" Flat Edge  
 285 pounds

Std. Stain or Paint  
 Std. Metallic Paint  
 MIY Paint or Artisan  
 Premium Leaf



**Rectangle\***  
**W 104-144" x D 48"**  
 Includes two 20" extensions

**Ash Smooth**  
 [RC] 104x48: FE 104-144  
 2" Flat Edge  
 325 pounds

Std. Stain or Paint  
 Std. Metallic Paint  
 MIY Paint or Artisan  
 Premium Leaf

### STONE TOPS - SILVER TRAVERTINE



**Round 48"**

© 48: STR-48  
 1 1/4" Flat Edge  
 130 pounds



**Round 54"**

© 54: STR-54  
 1 1/4" Flat Edge  
 145 pounds



**Round 60"**

© 60: STR-60  
 1 1/4" Flat Edge  
 160 pounds

### STONE TOPS - HONED WHITE CARRERA MARBLE



**Round 48"**

© 48: CAR-48  
 1 1/4" Flat Edge  
 130 pounds



**Round 54"**

© 54: CAR-54  
 1 1/4" Flat Edge  
 145 pounds



**Round 60"**

© 60: CAR-60  
 1 1/4" Flat Edge  
 160 pounds

## 3 OR CHOOSE *your* WOOD TABLE, TOP AND LEG.

### WOOD TABLES

Select a dining table top and personalize it with endless finish choices. Then, choose any leg style (T1, T2, T5) to pair with either top style. Choose a finish for the leg that coordinates with the top or make it a contrasting stain or paint. You can even add an optional custom embellishment.

All prices include top and four legs of your style choice. When choosing a top finish with a different leg finish, refer to the combination pricing.

| TABLE TOP   | TABLE LEG OPTIONS  |  |   |
|---|--|--|---|
| <br><b>Round to Oval Wood Top</b><br>48-88.5" x 40"<br>Two 20" Extensions<br> ogee edge |   |    |                                  |
|  <b>Personalized Finishes Available</b><br>Std. Stain or Paint<br>Std. Metallic Paint<br>MIY Paint or Artisan<br>Premium Leaf<br>Combination                               | <b>GASTON</b><br>P768T1 Dining Table with<br>French Flute Legs<br>W 48-88.5 D 48 H 30 (with top)<br>Round to Oval Wood Top | <b>GASTON</b><br>P768T2 Dining Table with<br>Trumpet Turned Legs<br>W 48-88.5 D 48 H 30 (with top)<br>Round to Oval Wood Top | <b>GASTON</b><br>P768T5 Dining Table with<br>Tapered Legs<br>W 48-88.5 D 48 H 30 (with top)<br>Round to Oval Wood Top |

## 4 CHOOSE *your* FINISH. ADD AN OPTIONAL CUSTOM EMBELLISHMENT.

Select from hundreds of finishes — standard stain or paint finish, metallic paint, MIY paint, artisan wood finish, premium leaf finish or metal finish. You can even make it a combination finish with contrasting base and wood or stone top. Make a bold statement with high contrast choices, or go for an understated look with tone-on-tone or low contrasting personalized finish options.

Customize your piece even further by adding an optional embellishment such as highlight striping, pattern striping, shadowing (*select finishes*), sheen level option or distressing level.

